

SONALI BANK LIMITED
TREASURY MANAGEMENT DIVISION-1
(FRONT OFFICE), HEAD OFFICE, DHAKA
www.sonalibank.com.bd



HO:DEALING ROOM :

CIRCULAR NO: **2020/146**

DATED: **10.08.2020**

E-mail: **dgmtmd@sonalibank.com.bd**

(FOR USE OF AUTHORISED BRANCHES OF SONALI BANK LIMITED)

EFFECTIVE DATE: **10TH TO 11TH AUGUST, 2020**

NOTE: THE PUBLISHED RATES ARE APPLICABLE FOR ANY TRANSACTION UP TO USD 1,00,000 OR EQUIVALENT OTHER CURRENCIES. AD BRANCHES ARE ADVISED TO COLLECT ACTUAL FX RATES FROM DEALING ROOM THROUGH E-MAIL FOR ANY TRANSACTION OVER USD 1,00,000 OR EQUIVALENT OTHER CURRENCIES.

1. CROSS RATES IN TOKYO, HONGKONG EXCHANGE MARKET AS ON 10/08/2020 AT 09.25 A.M. (LOCAL)

	US\$ PER PDS 1.00	US\$ PER EUR 1.00	CAN.\$ PER US\$ 1.00	S.FR.N PER US\$ 1.00	JAP.YEN PER US\$ 1.00	AED PER US\$ 1.00
SELLING	1.3074	1.1796	1.3375	0.9129	105.7900	3.6728
BUYING	1.3072	1.1793	1.3377	0.9134	105.8000	3.6735

2.a) SONALI BANK LTD DEALING RATES TO PUBLIC (B.TAKA FOR ONE UNIT OF FOREIGN CURRENCY)

TT/OD	B. C.	CURRENCY	SPOT BUYING		
			SPOT SELLING	O.D. SIGHT	O. D. TRANSFER
84.9000	84.9500	U.S.DOLLAR	84.2000	84.0800	83.9300
113.7732	113.8402	G.B.POUND	109.7911	109.6346	109.4390
102.1510	102.2112	EURO	98.8006	98.6598	98.4838
63.7940	63.8316	CANADIAN DOLLAR	62.6291	62.5399	62.4283
94.8603	94.9162	SWISS FRANC	91.7221	91.5914	90.9686
0.8106	0.8110	JAPANESE YEN	0.7879	0.7868	0.7854
61.1521	61.1881	AUSTRALIAN DOLLAR	60.0360	59.9505	59.8435
13.5108	13.5187	DANISH KRONE	13.2639	13.2450	13.2214
10.9765	11.0158	HONKONG DOLLAR	10.8098	10.7944	10.7210
9.4454	9.4510	NORWEGIAN KRONE	9.2713	9.2581	9.2416
9.7328	9.7677	SWEDISH KRONA	9.5759	9.5623	9.4973
62.1717	62.2084	SINGAPORE DOLLAR	61.0234	60.9364	60.8277
20.3396	20.3515	MALAYSIAN RINGGIT	19.9474	19.9190	19.8834
22.7483	22.7617	SAUDI RIYAL	22.3339	22.3021	22.2623
23.2315	23.2451	UAE DIRHAM	22.8063	22.7738	22.7332
279.2763	279.4408	KUWAITI DINAR	273.6803	273.2902	272.8027
23.4408	23.4546	QATAR RIYAL	23.0036	22.9708	22.9298
2.7365	2.7381	THAI BAHT	2.6852	2.6814	2.6766
12.2482	12.2554	CHINESE YUAN	12.0241	12.0069	11.9855

2.b) EXPORT BILL COLLECTION RATE AGAINST US\$ 1 = TK. 84.2000

2.c) USANCE EXPORT BILL BUYING RATES (B. TAKA FOR ONE UNIT OF FOREIGN CURRENCY)

	30 DAYS DA	60 DAYS DA	90 DAYS DA	120 DAYS DA	180 DAYS DA
USD	83.5942	83.1031	82.6119	82.1207	81.1384
GBP	109.0012	108.3607	107.7203	107.0798	105.7989
EUR	98.0898	97.5134	96.9371	96.3607	95.2081

PLEASE CONTACT OUR DEALING ROOM FOR D.A.BILL BUYING RATES FOR OTHER CURRENCIES.

2.d)	FORWARD RATE	1 MONTH	2 MONTHS	3 MONTHS	6 MONTHS
SELLING	U.S.DOLLAR	85.3117	85.7193	86.1206	87.2692
BUYING	U.S.DOLLAR	84.6083	85.0126	85.4105	86.5497

2.e) PLEASE CONTACT US FOR FORWARD BOOKING : PHONE 9561434 AND 9586284

3.a) SELLING AND BUYING RATES ON CASH FOREIGN CURRENCY AND T.Cs.

SELLING		BUYING	SELLING		BUYING
87.7000	U.S.DOLLAR	86.6000	110.0000	G.B.POUND	101.0000
64.3000	SINGAPORE DOLLAR	58.0000	285.0000	KUWAITI DINAR	265.0000
99.6000	EURO	95.6000	87.7000	USD. T.Cs	86.6000
21.2000	MALAYSIAN RINGGIT	19.0000	110.0000	GBP. T.Cs	101.0000
24.0000	UAE DIRHAM	21.0000	23.7000	SAUDI RIYAL	20.0000
222.5000	OMANI RIAL	210.0000	224.0500	BAHRANI DINAR	216.0000
1.2500	INDIAN RUPEE	1.0500	23.7000	QATAR RIYAL	20.0000
0.7885	JAPANESE YEN	0.7000	12.4000	CHINESE YUAN	10.0000
54.5000	AUSTRALIAN DOLLAR	49.0000	2.8500	THAI BAHT	2.5000
69.0000	CANADIAN DOLLAR	60.0000			

3.b) CASH SELLING AND BUYING RATES FOR ALL OTHER CURRENCIES WILL BE SAME AS T.T/O.D. SELLING AND O.D. TRANSFER BUYING RATE RESPECTIVELY MENTIONED UNDER SRL. NO.2(a) ABOVE.

4. OTHER INFORMATION : VALUE OF ISLAMIC DINAR & SDR IS SAME


ONE SDR = US\$ 1.4109 = TK. 119.2916

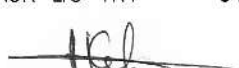
BOMBAY: 07.08.2020 IRS:RBI REF.RATE US\$ 1=RS. 74.9556


MOSCOW: 10.08.2020 US\$ 1 = RUSSIAN ROUBLE 73.3847/73.8953

LONDON: 07.08.2020 6MONTH LIBOR 0.30913 12MONTH 0.44900

5. NOTIONAL RATE FOR BACK TO BACK L/C TK. = 84.2000 PER USD.


(MD. MIJANUR RAHMAN)
SENIOR PRINCIPAL OFFICER
PHONE: 9561434


(MOHAMMAD AHSANUL KABIR)
ASSISTANT GENERAL MANAGER
PHONE: 9586284, 9561434


(MD. RAFIQU L ISLAM)
DEPUTY GENERAL MANAGER
PHONE : 9551011

DATE : 10.08.2020

VALUE OF ONE SDR & ONE USD WITH NATIONAL CURRENCIES FOR ACU MEMBER COUNTRIES AS PER IMF RATES AS ON 07.08.2020 THESE RATES ARE EFFECTIVE AS ON 10TH TO 11TH AUGUST, 2020

SDR.1= US DOLLAR.	1.4109	USD.1= BANGLADESH TAKA	84.5500
SDR.1= BANGLADESH TAKA	119.2916		
SDR.1= PAKISTAN RUPEE	193.3630	USD.1= PAKISTAN RUPEE	137.0494
SDR.1= INDIAN RUPEE	105.7570	USD.1= INDIAN RUPEE	74.9571
SDR.1= SRI LANKA RUPEE	253.9970	USD.1= SRI LANKA RUPEE	180.0248
SDR.1= NEPALESE RUPEE	158.3790	USD.1= NEPALESE RUPEE	112.2539
SDR.1= IRANIAN RIYAL.	58514.4000	USD.1= IRANIAN RIYAL.	41473.1023
SDR.1= MYANMAR KYAT.	9.0580	USD.1= MYANMAR KYAT.	6.4200

INTEREST RATE(%) :-1.NFCD

(VALID FROM 03.08.2020
TO 15.08.2020)

	<u>1 MONTH</u>	<u>3 MONTH</u>	<u>6 MONTH</u>	<u>12 MONTH</u>
USD:	0.00	0.00	0.06	0.20
GBP:	0.00	0.00	0.00	0.06
EUR:	0.00	0.00	0.00	0.00

2.FCAD

(VALID FROM 03.08.2020
TO 15.08.2020)

USD: 0.00

3. FCAP

(VALID FROM 03.08.2020
TO 15.08.2020)

GBP: 0.00

4. FCAE

(VALID FROM 03.08.2020
TO 15.08.2020)

EUR: 0.00



(MD. MIJANUR RAHMAN)
SENIOR PRINCIPAL OFFICER
PHONE: 9561434



(MOHAMMAD AHSANUL KABIR)
ASSISTANT GENERAL MANAGER
PHONE: 9586284, 9561434



(MD. RAFIQUUL ISLAM)
DEPUTY GENERAL MANAGER
PHONE: 9551011